

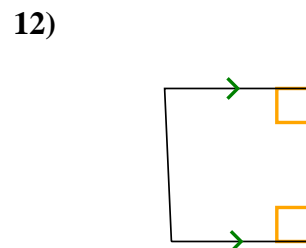
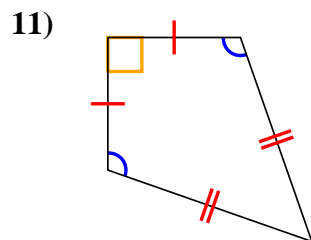
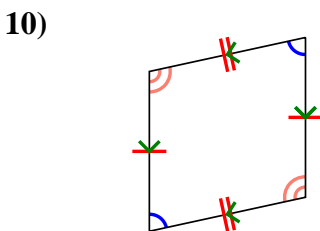
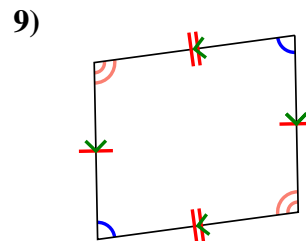
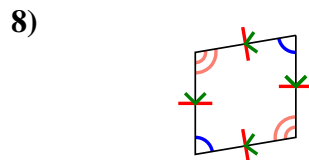
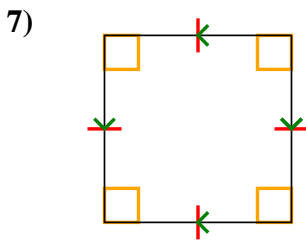
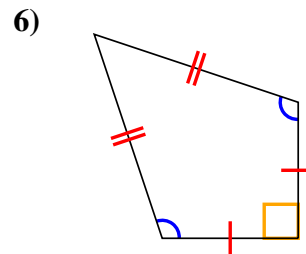
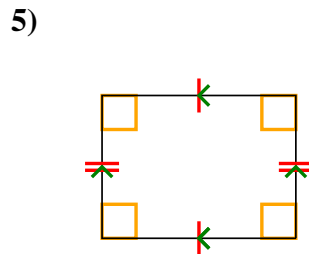
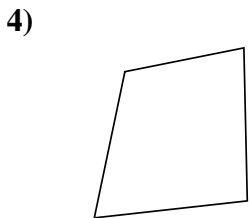
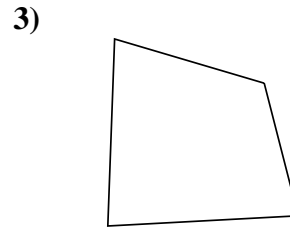
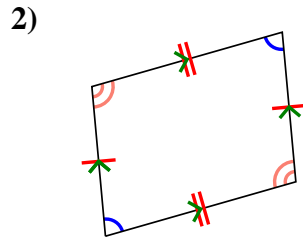
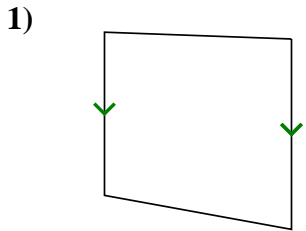


Determine if the shape shown is a Quadrilateral, Kite, Trapezoid, Parallelogram, Rhombus, Rectangle or Square (can be more than one).

Answers

	Sides / Angles	Sides	Angles
Q. Quadrilateral	4 / 4	Sides can be any length.	Angles can be any degree.
K. Kite	4 / 4	Has two pairs of adjacent sides. Each pairs sides are equal length.	One pair of opposite angles that are equal in degree.
T. Trapezoid	4 / 4	Sides can be any length. Has only 1 pair of parallel sides.	Angles can be any degree.
P. Parallelogram	4 / 4	Opposite sides are equal length. Opposite sides are parallel.	Opposite angles are the same.
H. Rhombus	4 / 4	All sides are equal length. Opposite sides are parallel.	Opposite angles are the same.
R. Rectangle	4 / 4	Opposite sides are equal length. Opposite sides are parallel.	All angles are 90°.
S. Square	4 / 4	All sides are equal length. Opposite sides are parallel.	All angles are 90°.

1. _____
2. _____
3. _____
4. _____
5. _____
6. _____
7. _____
8. _____
9. _____
10. _____
11. _____
12. _____



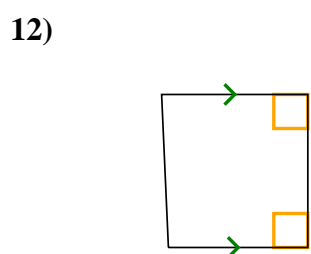
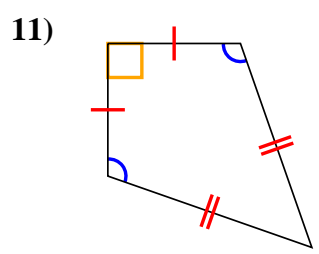
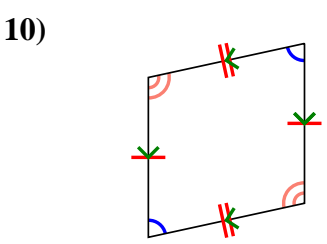
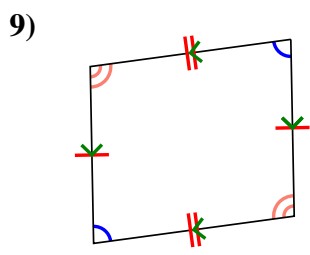
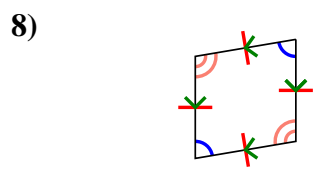
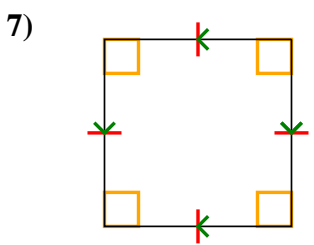
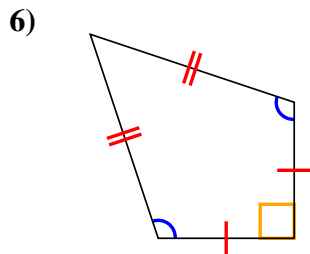
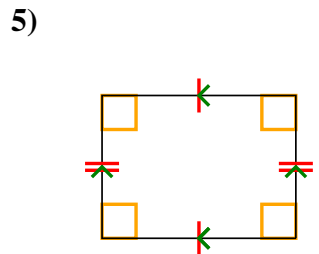
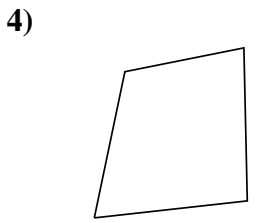
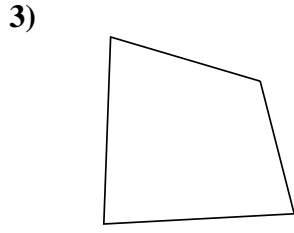
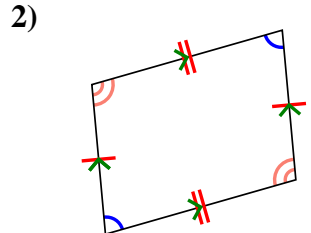
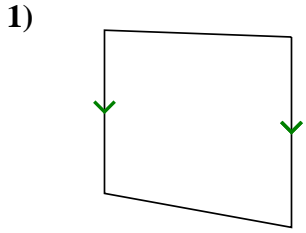


Determine if the shape shown is a Quadrilateral, Kite, Trapezoid, Parallelogram, Rhombus, Rectangle or Square (can be more than one).

Answers

	Sides / Angles	Sides	Angles
Q. Quadrilateral	4 / 4	Sides can be any length.	Angles can be any degree.
K. Kite	4 / 4	Has two pairs of adjacent sides. Each pairs sides are equal length.	One pair of opposite angles that are equal in degree.
T. Trapezoid	4 / 4	Sides can be any length. Has only 1 pair of parallel sides.	Angles can be any degree.
P. Parallelogram	4 / 4	Opposite sides are equal length. Opposite sides are parallel.	Opposite angles are the same.
H. Rhombus	4 / 4	All sides are equal length. Opposite sides are parallel.	Opposite angles are the same.
R. Rectangle	4 / 4	Opposite sides are equal length. Opposite sides are parallel.	All angles are 90°.
S. Square	4 / 4	All sides are equal length. Opposite sides are parallel.	All angles are 90°.

1. Q,T
2. Q,P
3. Q
4. Q
5. Q,P,R
6. Q,K
7. Q,P,H,R,S
8. Q,P,H
9. Q,P
10. Q,P
11. Q,K
12. Q,T



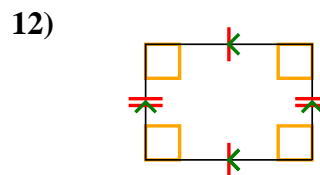
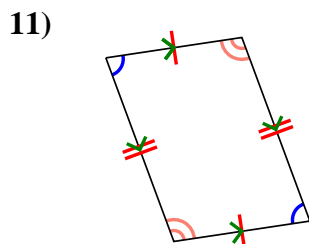
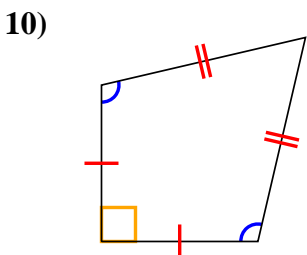
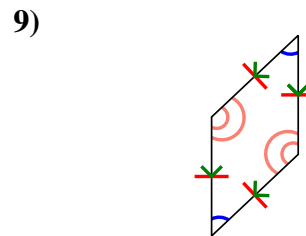
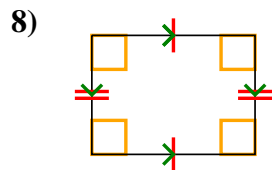
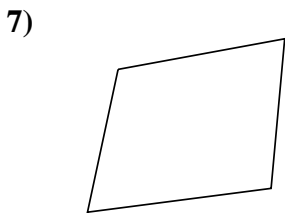
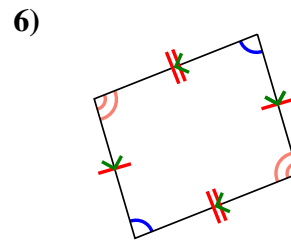
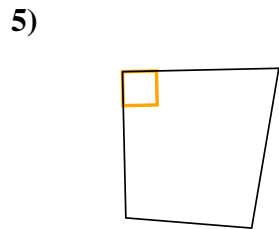
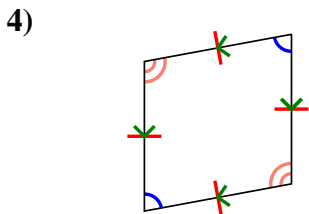
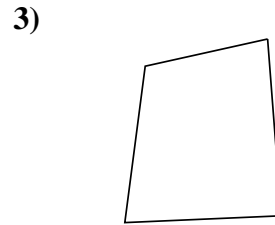
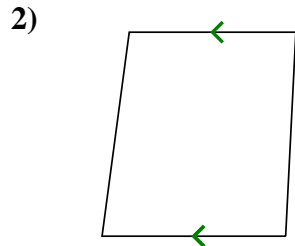
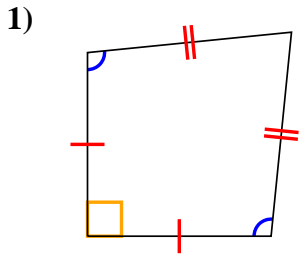


Determine if the shape shown is a Quadrilateral, Kite, Trapezoid, Parallelogram, Rhombus, Rectangle or Square (can be more than one).

Answers

	Sides / Angles	Sides	Angles
Q. Quadrilateral	4 / 4	Sides can be any length.	Angles can be any degree.
K. Kite	4 / 4	Has two pairs of adjacent sides. Each pairs sides are equal length.	One pair of opposite angles that are equal in degree.
T. Trapezoid	4 / 4	Sides can be any length. Has only 1 pair of parallel sides.	Angles can be any degree.
P. Parallelogram	4 / 4	Opposite sides are equal length. Opposite sides are parallel.	Opposite angles are the same.
H. Rhombus	4 / 4	All sides are equal length. Opposite sides are parallel.	Opposite angles are the same.
R. Rectangle	4 / 4	Opposite sides are equal length. Opposite sides are parallel.	All angles are 90°.
S. Square	4 / 4	All sides are equal length. Opposite sides are parallel.	All angles are 90°.

1. _____
2. _____
3. _____
4. _____
5. _____
6. _____
7. _____
8. _____
9. _____
10. _____
11. _____
12. _____

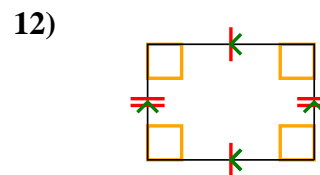
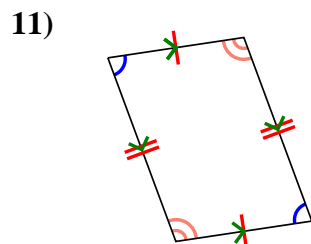
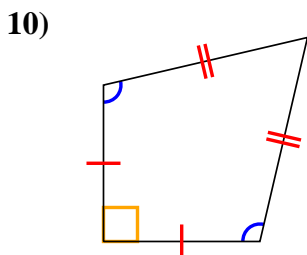
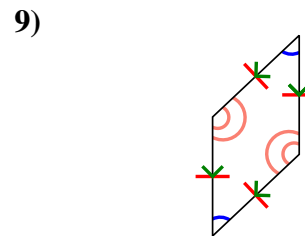
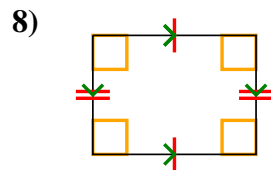
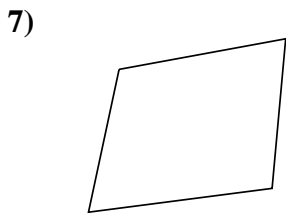
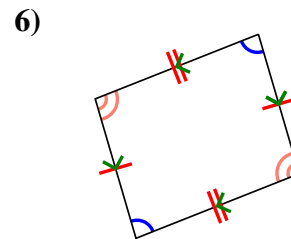
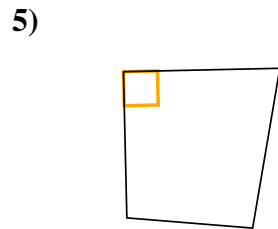
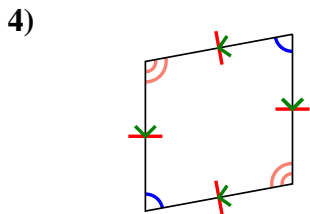
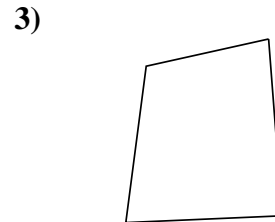
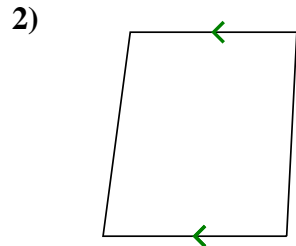
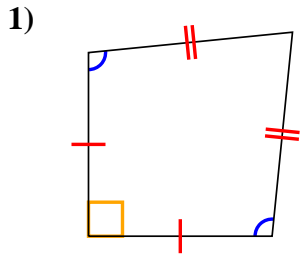




Determine if the shape shown is a Quadrilateral, Kite, Trapezoid, Parallelogram, Rhombus, Rectangle or Square (can be more than one).

Answers

	Sides / Angles	Sides	Angles
Q. Quadrilateral	4 / 4	Sides can be any length.	Angles can be any degree.
K. Kite	4 / 4	Has two pairs of adjacent sides. Each pairs sides are equal length.	One pair of opposite angles that are equal in degree.
T. Trapezoid	4 / 4	Sides can be any length. Has only 1 pair of parallel sides.	Angles can be any degree.
P. Parallelogram	4 / 4	Opposite sides are equal length. Opposite sides are parallel.	Opposite angles are the same.
H. Rhombus	4 / 4	All sides are equal length. Opposite sides are parallel.	Opposite angles are the same.
R. Rectangle	4 / 4	Opposite sides are equal length. Opposite sides are parallel.	All angles are 90°.
S. Square	4 / 4	All sides are equal length. Opposite sides are parallel.	All angles are 90°.



1. Q,K

2. Q,T

3. Q

4. Q,P,H

5. Q

6. Q,P

7. Q

8. Q,P,R

9. Q,P,H

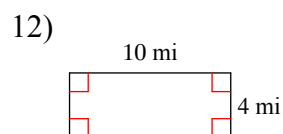
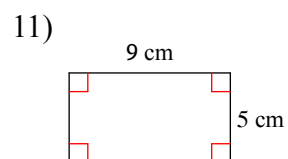
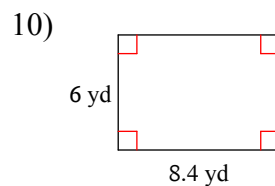
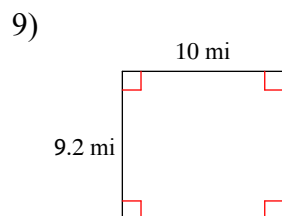
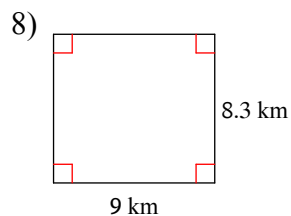
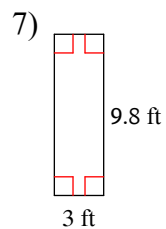
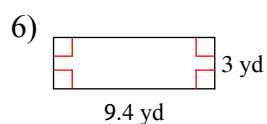
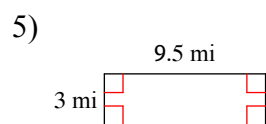
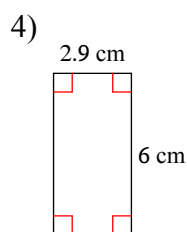
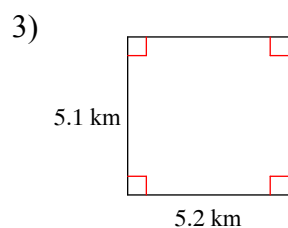
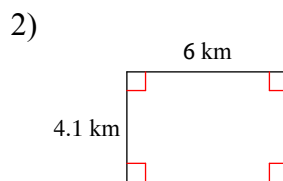
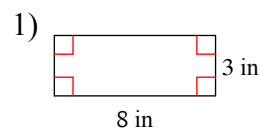
10. Q,K

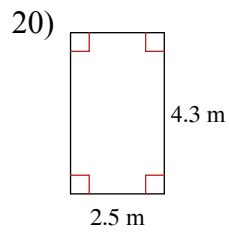
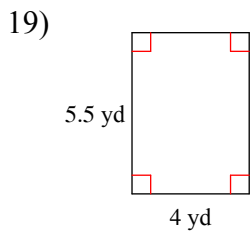
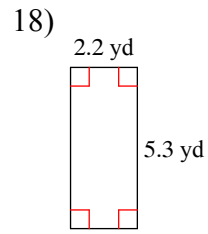
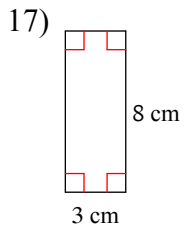
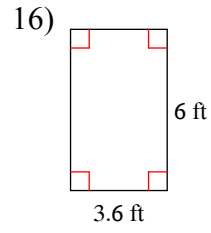
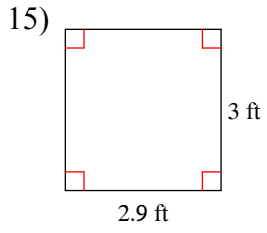
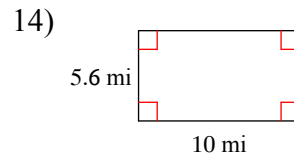
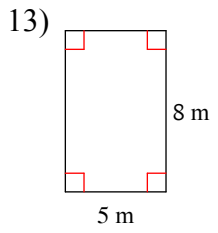
11. Q,P

12. Q,P,R

Assignment

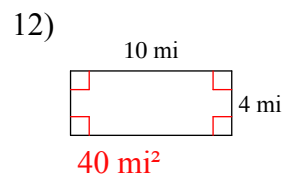
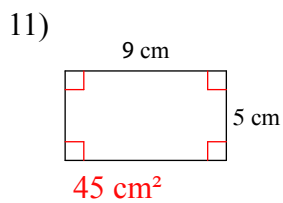
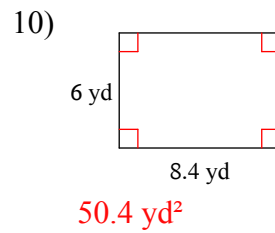
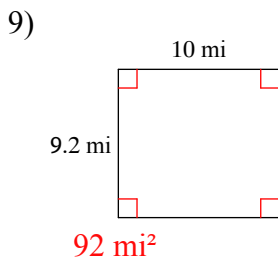
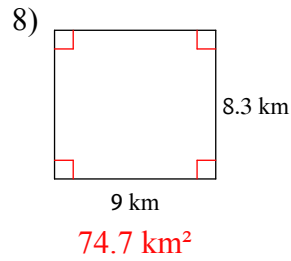
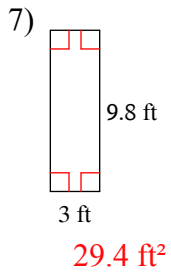
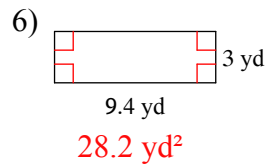
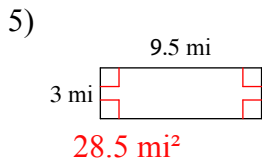
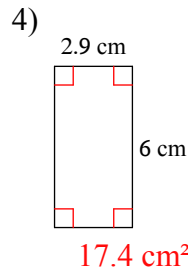
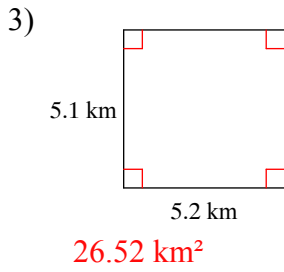
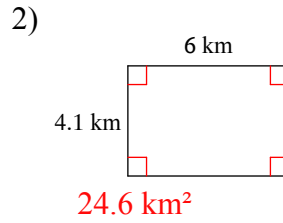
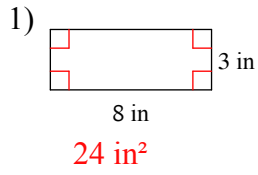
Find the area of each.

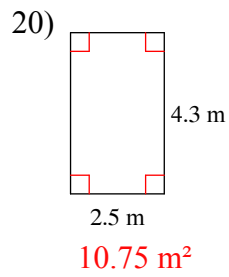
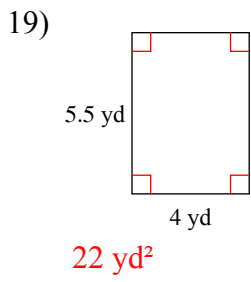
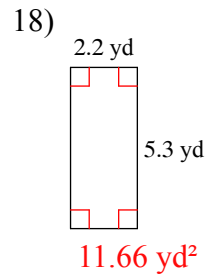
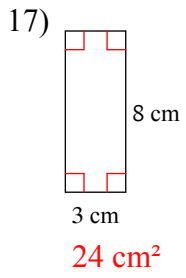
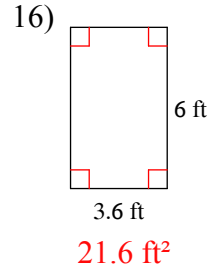
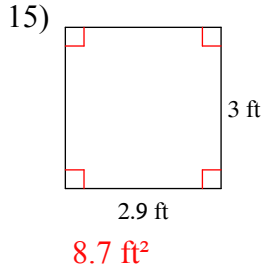
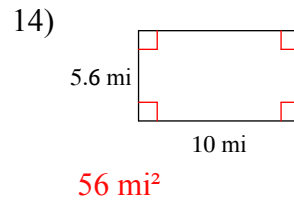
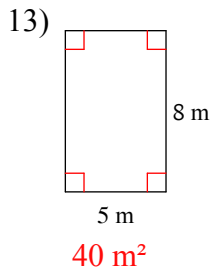




Assignment

Find the area of each.





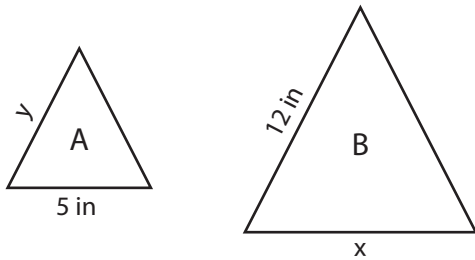
Name : _____

Scale Factor - Finding Sides

L1S1

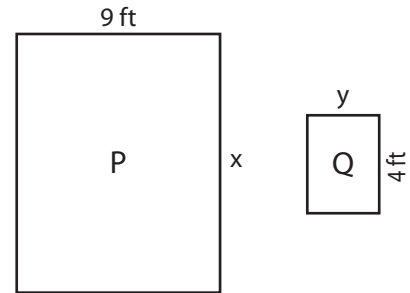
Find x and y.

- 1) Scale factor of A to B is 1 : 2



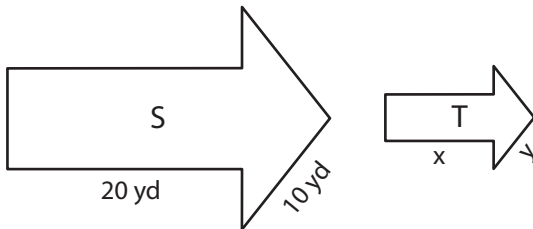
$x = \underline{\hspace{2cm}}$; $y = \underline{\hspace{2cm}}$

- 2) Scale factor of Q to P is 1 : 3



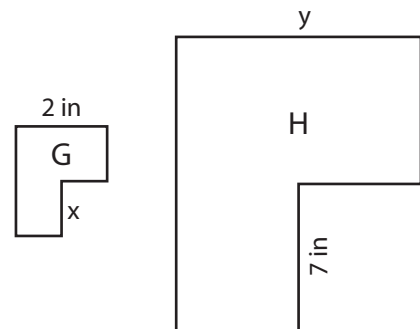
$x = \underline{\hspace{2cm}}$; $y = \underline{\hspace{2cm}}$

- 3) Scale factor of S to T is 4 : 1



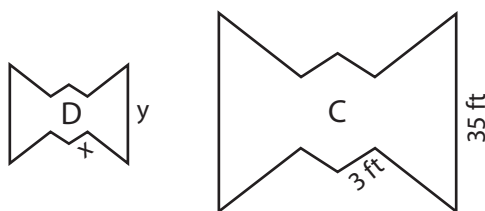
$x = \underline{\hspace{2cm}}$; $y = \underline{\hspace{2cm}}$

- 4) Scale factor of G to H is 1 : 7



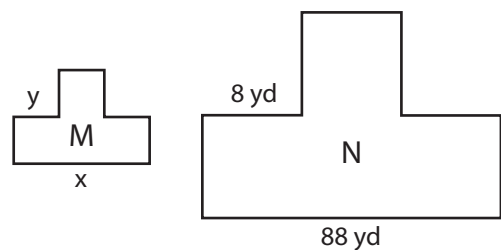
$x = \underline{\hspace{2cm}}$; $y = \underline{\hspace{2cm}}$

- 5) Scale factor of C to D is 5 : 1



$x = \underline{\hspace{2cm}}$; $y = \underline{\hspace{2cm}}$

- 6) Scale factor of N to M is 8 : 1



$x = \underline{\hspace{2cm}}$; $y = \underline{\hspace{2cm}}$

Name : _____

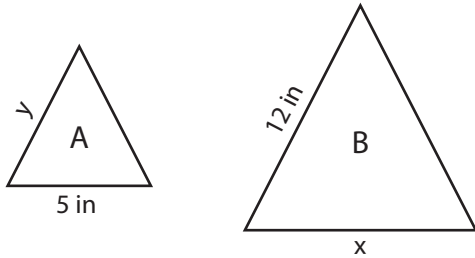
Answer key

Scale Factor - Finding Sides

L1S1

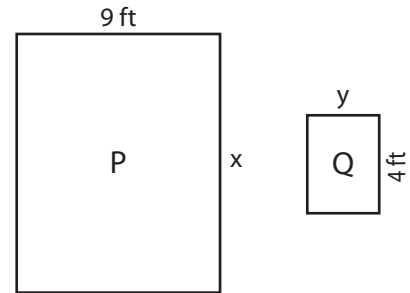
Find x and y.

- 1) Scale factor of A to B is 1 : 2



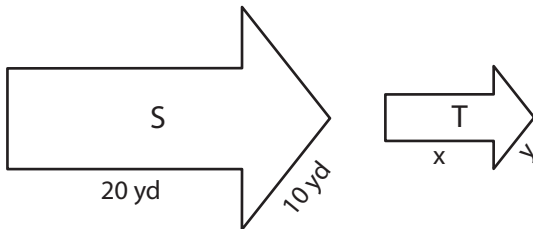
x = 10 in ; y = 6 in

- 2) Scale factor of Q to P is 1 : 3



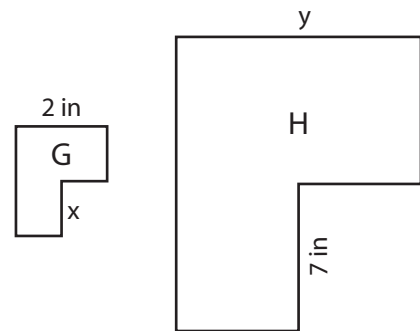
x = 12 ft ; y = 3 ft

- 3) Scale factor of S to T is 4 : 1



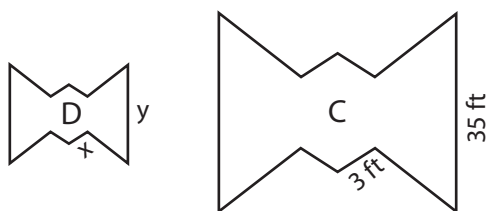
x = 5 yd ; y = 2.5 yd

- 4) Scale factor of G to H is 1 : 7



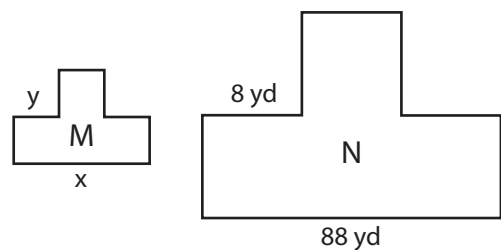
x = 1 in ; y = 14 in

- 5) Scale factor of C to D is 5 : 1



x = 0.6 ft ; y = 7 ft

- 6) Scale factor of N to M is 8 : 1



x = 11 yd ; y = 1 yd